




















RESULTS:Cross Country - MEN

AZS Łódź










Pos.	Bib	Competitor	Country	Time	Diff.	Laps		
1	7	TOUIL	 ALG	00:29:11		0:04:31 / 5 0:19:21 / 6	0:09:25 / 5 0:24:20 / 8	0:14:22 / 5
2	119	SHITARA	 JPN	00:29:15	+00:00:04	0:04:27 / 1 0:19:21 / 7	0:09:21 / 3 0:24:20 / 7	0:14:22 / 7
3	123	MOTOMURA	 JPN	00:29:22	+00:00:11	0:04:32 / 14 0:19:20 / 5	0:09:24 / 4 0:24:22 / 9	0:14:21 / 4
4	167	ABADIA BECI	 ESP	00:29:32	+00:00:21	0:04:34 / 23 0:19:26 / 8	0:09:25 / 7 0:24:37 / 11	0:14:22 / 6
5	112	GUNEN	 TUR	00:29:32	+00:00:21	0:04:32 / 10 0:19:32 / 11	0:09:25 / 6 0:24:37 / 12	0:14:25 / 8
6	17	BAYLEY	 AUS	00:29:35	+00:00:24	0:04:38 / 40 0:19:41 / 15	0:09:38 / 26 0:24:42 / 16	0:14:39 / 18
7	121	KUGA	 JPN	00:29:36	+00:00:25	0:04:31 / 6 0:19:37 / 12	0:09:26 / 9 0:24:41 / 13	0:14:29 / 11
8	191	GLATTING	 GER	00:29:37	+00:00:26	0:04:33 / 15 0:19:27 / 9	0:09:27 / 11 0:24:37 / 10	0:14:25 / 9
9	180	LASHYN	 UKR	00:29:43	+00:00:32	0:04:32 / 13 0:19:37 / 13	0:09:28 / 14 0:24:42 / 14	0:14:31 / 13
10	1	MAKHLOUFI	 ALG	00:29:45	+00:00:34	0:04:32 / 12 0:19:32 / 10	0:09:26 / 8 0:24:42 / 15	0:14:27 / 10
11	181	SIRUK	 UKR	00:29:47	+00:00:36	0:04:35 / 30 0:19:39 / 14	0:09:31 / 18 0:24:46 / 17	0:14:33 / 14
12	170	MATEO ANGULO	 ESP	00:29:54	+00:00:43	0:04:40 / 55 0:19:44 / 16	0:09:39 / 29 0:24:53 / 18	0:14:40 / 20
13	174	ALAIZ VILLACORTA	 ESP	00:29:56	+00:00:45	0:04:40 / 56 0:19:45 / 17	0:09:39 / 33 0:24:53 / 19	0:14:40 / 21
14	94	KUJAWSKI	 POL	00:29:58	+00:00:47	0:04:33 / 17 0:19:45 / 18	0:09:29 / 15 0:24:57 / 20	0:14:31 / 12
15	15	YARHAM	 AUS	00:30:02	+00:00:51	0:04:38 / 39 0:19:49 / 21	0:09:39 / 28 0:24:58 / 21	0:14:44 / 24
16	19	VOJTA	 AUT	00:30:06	+00:00:55	0:04:32 / 9 0:19:49 / 20	0:09:29 / 16 0:25:04 / 24	0:14:37 / 16
17	95	NOWAK	 POL	00:30:07	+00:00:56	0:04:31 / 2 0:19:48 / 19	0:09:27 / 12 0:25:02 / 22	0:14:37 / 15



Pos.	Bib	Competitor		Country	Time	Diff.	Laps		
18	187	OLEFIRENKO	IGOR	 UKR	00:30:07	+00:00:56	0:04:35 / 29 0:19:54 / 24	0:09:40 / 36 0:25:02 / 23	0:14:48 / 29
19	182	STREBKOV	IVAN	 UKR	00:30:08	+00:00:57	0:04:38 / 37 0:19:59 / 27	0:09:40 / 38 0:25:10 / 27	0:14:49 / 31
20	195	TRAIKIA	ANES	 ALG	00:30:17	+00:01:06	0:04:33 / 16 0:19:50 / 22	0:09:30 / 17 0:25:06 / 25	0:14:38 / 17
21	135	GRAS	MICHAEL	 FRA	00:30:18	+00:01:07	0:04:33 / 18 0:19:53 / 23	0:09:33 / 22 0:25:08 / 26	0:14:39 / 19
22	189	AHWALL	ANDREAS	 SWE	00:30:20	+00:01:09	0:04:39 / 45 0:20:08 / 34	0:09:48 / 58 0:25:19 / 31	0:15:02 / 56
23	97	SKORUPA	MAREK	 POL	00:30:21	+00:01:10	0:04:41 / 59 0:20:08 / 36	0:09:43 / 43 0:25:20 / 33	0:14:57 / 42
24	122	ICHIDA	HIROSHI	 JPN	00:30:21	+00:01:10	0:04:41 / 61 0:20:03 / 29	0:09:47 / 56 0:25:17 / 30	0:14:57 / 40
25	179	LYON	JULIEN	 SUI	00:30:21	+00:01:10	0:04:40 / 57 0:20:08 / 37	0:09:46 / 54 0:25:19 / 32	0:14:57 / 43
26	133	LONJOU	MATTHIEU	 FRA	00:30:26	+00:01:15	0:04:35 / 27 0:19:56 / 25	0:09:37 / 25 0:25:14 / 28	0:14:44 / 25
27	102	ZALEWSKI	Krystian	 POL	00:30:32	+00:01:21	0:04:33 / 20 0:20:08 / 35	0:09:32 / 20 0:25:25 / 35	0:14:48 / 30
28	139	BAUDOIN	Thibaud	 FRA	00:30:33	+00:01:22	0:04:35 / 28 0:20:08 / 31	0:09:39 / 35 0:25:25 / 36	0:14:52 / 33
29	120	TAGUCHI	MASAYA	 JPN	00:30:34	+00:01:23	0:04:31 / 7 0:19:57 / 26	0:09:32 / 19 0:25:16 / 29	0:14:46 / 27
30	8	YAHIAOUI	TOUFIK	 ALG	00:30:35	+00:01:24	0:04:39 / 43 0:20:09 / 38	0:09:46 / 55 0:25:27 / 38	0:15:00 / 51
31	159	GREGORIO	DANIEL	 POR	00:30:38	+00:01:27	0:04:34 / 25 0:20:08 / 33	0:09:36 / 23 0:25:22 / 34	0:14:50 / 32
32	30	CHILDS	CLIFFORD	 CAN	00:30:40	+00:01:29	0:04:39 / 44 0:20:14 / 43	0:09:44 / 45 0:25:32 / 43	0:14:59 / 45
33	22	PFEIL	VALENTIN	 AUT	00:30:40	+00:01:29	0:04:36 / 33 0:20:14 / 44	0:09:39 / 32 0:25:37 / 47	0:14:53 / 37
34	141	FLEMING	NIALL JAMES MICHAEL	 GBR	00:30:43	+00:01:32	0:04:40 / 54 0:20:11 / 40	0:09:45 / 51 0:25:29 / 40	0:14:58 / 44
35	188	HYDEN	JOHAN	 SWE	00:30:43	+00:01:32	0:04:33 / 19 0:20:09 / 39	0:09:39 / 30 0:25:30 / 41	0:14:53 / 35
36	106	RAMOKONE	GODFREY	 RSA	00:30:44	+00:01:33	0:04:31 / 8 0:20:08 / 32	0:09:28 / 13 0:25:27 / 37	0:14:42 / 22
37	149	LAMP	ALLAR	 EST	00:30:44	+00:01:33	0:04:40 / 58 0:20:16 / 48	0:09:46 / 53 0:25:35 / 44	0:15:00 / 52

Pos.	Bib	Competitor		Country	Time	Diff.	Laps		
38	105	MASIHLEHO	THABANG	 RSA	00:30:45	+00:01:34	0:04:31 / 4 0:20:03 / 28	0:09:36 / 24 0:25:28 / 39	0:14:47 / 28
39	91	SOARE	NICOLAE ALEXANDRU	 ROU	00:30:45	+00:01:34	0:04:40 / 53 0:20:15 / 45	0:09:44 / 44 0:25:30 / 42	0:14:57 / 41
40	29	BRETT	ALLAN	 CAN	00:30:50	+00:01:39	0:04:40 / 52 0:20:23 / 54	0:09:48 / 60 0:25:39 / 49	0:15:05 / 61
41	138	PIERRE	ARNOULD	 FRA	00:30:50	+00:01:39	0:04:36 / 35 0:20:16 / 47	0:09:41 / 42 0:25:36 / 45	0:14:55 / 39
42	16	HARRIS	JOSHUA	 AUS	00:30:51	+00:01:40	0:04:41 / 62 0:20:19 / 50	0:09:49 / 61 0:25:39 / 50	0:15:03 / 58
43	18	JOHNSEN	MATTHEW	 AUS	00:30:54	+00:01:43	0:04:36 / 31 0:20:16 / 46	0:09:39 / 34 0:25:36 / 46	0:14:55 / 38
44	147	GRACE	JOSHUA GEORGE	 GBR	00:30:56	+00:01:45	0:04:38 / 41 0:20:19 / 49	0:09:45 / 47 0:25:42 / 51	0:14:59 / 47
45	169	PEREZ MARTINEZ	DANIEL	 ESP	00:30:57	+00:01:46	0:04:37 / 36 0:20:25 / 57	0:09:41 / 41 0:25:48 / 56	0:15:00 / 54
46	146	GRIFFITHS	DEWI RHYS	 GBR	00:30:58	+00:01:47	0:04:34 / 24 0:20:11 / 41	0:09:38 / 27 0:25:37 / 48	0:14:53 / 36
47	20	PALLITSCH	LUKAS	 AUT	00:31:02	+00:01:51	0:04:45 / 67 0:20:24 / 56	0:09:52 / 63 0:25:43 / 53	0:15:09 / 62
48	31	HAIGHT	DYLAN	 CAN	00:31:02	+00:01:51	0:04:40 / 50 0:20:21 / 52	0:09:45 / 46 0:25:43 / 54	0:15:00 / 50
49	33	JANIKOWSKI	PAUL	 CAN	00:31:05	+00:01:54	0:04:42 / 64 0:20:26 / 58	0:09:48 / 59 0:25:52 / 58	0:15:05 / 60
50	4	BOUKELOUZ	OKBA	 ALG	00:31:06	+00:01:55	0:04:34 / 26 0:20:21 / 51	0:09:45 / 49 0:25:47 / 55	0:14:59 / 46
51	162	BURHAN	AHMED MOHAMMED	 SAU	00:31:06	+00:01:55	0:04:46 / 68 0:20:45 / 64	0:10:04 / 67 0:26:03 / 60	0:15:23 / 65
52	152	WALLIS	DANIEL	 NZL	00:31:07	+00:01:56	0:04:40 / 51 0:20:23 / 55	0:09:47 / 57 0:25:51 / 57	0:15:03 / 57
53	132	ARNAUD	MICHEL	 FRA	00:31:10	+00:01:59	0:04:36 / 32 0:20:12 / 42	0:09:39 / 31 0:25:42 / 52	0:14:52 / 34
54	176	JOHANSSON	FREDRIK	 SWE	00:31:23	+00:02:12	0:04:41 / 60 0:20:41 / 62	0:09:50 / 62 0:26:09 / 63	0:15:12 / 63
55	21	SOSTARIC	MARKUS	 AUT	00:31:27	+00:02:16	0:04:51 / 69 0:20:50 / 66	0:10:08 / 69 0:26:13 / 64	0:15:30 / 67
56	193	VALE	RICARDO	 POR	00:31:29	+00:02:18	0:04:36 / 34 0:20:22 / 53	0:09:41 / 40 0:25:56 / 59	0:15:00 / 53
57	130	ANTHONY	GUILLARD	 FRA	00:31:30	+00:02:19	0:04:34 / 21 0:20:41 / 63	0:09:40 / 37 0:26:13 / 65	0:15:04 / 59

Pos.	Bib	Competitor	Country	Time	Diff.	Laps		
58	34	WALTERS	 CAN	00:31:31	+00:02:20	0:04:39 / 42 0:20:26 / 59	0:09:45 / 50 0:26:06 / 61	0:15:00 / 49
59	148	GOODWIN	 GBR	00:31:36	+00:02:25	0:04:42 / 65 0:20:50 / 65	0:09:55 / 64 0:26:15 / 66	0:15:19 / 64
60	32	HENDRIKX	 CAN	00:31:39	+00:02:28	0:04:40 / 49 0:20:30 / 60	0:09:45 / 52 0:26:06 / 62	0:15:02 / 55
61	144	ANDERSON	 GBR	00:32:00	+00:02:49	0:04:40 / 48 0:20:36 / 61	0:09:45 / 48 0:26:19 / 67	0:15:00 / 48
62	168	DURAN GALLETERO	 ESP	00:32:16	+00:03:05	0:04:39 / 46 0:20:59 / 67	0:09:56 / 65 0:26:42 / 68	0:15:25 / 66
63	151	SANDER	 AUT	00:32:26	+00:03:15	0:04:52 / 70 0:21:20 / 68	0:10:17 / 70 0:26:58 / 69	0:15:51 / 70
64	98	BADUREK	 POL	00:33:06	+00:03:55	0:04:42 / 66 0:21:24 / 69	0:10:05 / 68 0:27:17 / 70	0:15:45 / 68
65	109	PARADIYA WATHTHALAGE	 SRI	00:34:25	+00:05:14	0:04:40 / 47 0:22:30 / 70	0:10:24 / 71 0:28:31 / 71	0:16:29 / 71
66	164	BALHARTH	 SAU	00:35:34	+00:06:23	0:05:04 / 71 0:22:57 / 71	0:10:51 / 72 0:29:06 / 72	0:16:51 / 72
67	166	ALOSAIMI	 SAU	00:37:04	+00:07:53	0:05:11 / 73 0:23:42 / 72	0:11:13 / 73 0:30:18 / 73	0:17:32 / 73
68	161	SAHLI	 SAU	00:37:04	+00:07:53	0:05:12 / 75 0:23:56 / 74	0:11:13 / 74 0:30:27 / 74	0:17:32 / 74
69	165	ALMUTAIRI	 SAU	00:38:22	+00:09:11	0:05:12 / 74 0:24:46 / 75	0:11:30 / 75 0:31:29 / 75	0:18:18 / 75
70	113	ALI ALADOOLI	 UAE	00:40:25	+00:11:14	0:05:41 / 76 0:26:30 / 76	0:12:37 / 76 0:33:35 / 76	0:19:37 / 76
	6	MOUSSAOUI	 ALG	DNF		0:04:38 / 38		
	96	OLEJARZ	 POL	DNF		0:04:32 / 11 0:23:42 / 73	0:09:41 / 39	0:15:46 / 69
	110	MERAGAL PEDI DURAYALAGE	 SRI	DNF		0:05:07 / 72		
	143	HARRELL	 GBR	DNF		0:04:34 / 22	0:09:33 / 21	0:14:42 / 23
	163	ALAMRI	 SAU	DNF		0:04:31 / 3 0:20:06 / 30	0:09:27 / 10	0:14:45 / 26
	190	ANTON	 SWE	DNF		0:04:42 / 63	0:09:59 / 66	

MEN'S TEAM RESULTS

Pos	Team		Points
1	JAPAN 		36
	SHITARA YUTA[119]	00:29:15	2
	MOTOMURA DAICHI[123]	00:29:22	3
	KUGA KAZUHIRO[121]	00:29:36	7
	ICHIDA HIROSHI[122]	00:30:21	24
	TAGUCHI MASAYA[120]	00:30:34	29
2	UKRAIN 		57
	LASHYN DMYTRO[180]	00:29:43	9
	SIRUK DMYTRO[181]	00:29:47	11
	OLEFIRENKO IGOR[187]	00:30:07	18
	STREBKOV IVAN[182]	00:30:08	19
3	ALGERIA 		61
	MOUSSAOUI ABDELHAMID[6]	DNF	
	TOUIL ABDELMAJED[7]	00:29:11	1
	MAKHOULFI RABIA[1]	00:29:45	10
	TRAIKIA ANES[195]	00:30:17	20
	YAHIAOUI TOUFIK[8]	00:30:35	30
	BOUKELOUZ OKBA[4]	00:31:06	50
4	SPAIN 		74
	ABADIA BECI ANTONIO[167]	00:29:32	4
	MATEO ANGULO DANIEL[170]	00:29:54	12
	ALAIZ VILLACORTA ROBERTO[174]	00:29:56	13
	PEREZ MARTINEZ DANIEL[169]	00:30:57	45
	DURAN GALLETERO GUILLEM[168]	00:32:16	62
5	POLAND 		81
	OLEJARZ ARTUR[96]	DNF	
	KUJAWSKI LUKASZ[94]	00:29:58	14
	NOWAK JAKUB[95]	00:30:07	17
	SKORUPA MAREK[97]	00:30:21	23
	ZALEWSKI Krystian[102]	00:30:32	27
	BADUREK MACIEJ[98]	00:33:06	64
6	AUSTRALIA 		106
	BAYLEY MATTHEW[17]	00:29:35	6
	YARHAM GLEN[15]	00:30:02	15
	HARRIS JOSHUA[16]	00:30:51	42
	JOHNSEN MATTHEW[18]	00:30:54	43
7	FRANCE 		116
	GRAS MICHAEL[135]	00:30:18	21
	LONJOU MATTHIEU[133]	00:30:26	26
	BAUDOIN Thibaud[139]	00:30:33	28
	PIERRE ARNOULD[138]	00:30:50	41
	ARNAUD MICHEL[132]	00:31:10	53
	ANTHONY GUILLARD[130]	00:31:30	57
8	AUSTRIA 		151
	VOJTA ANDREAS[19]	00:30:06	16
	PFEIL VALENTIN[22]	00:30:40	33
	PALLITSCH LUKAS[20]	00:31:02	47
	SOSTARIC MARKUS[21]	00:31:27	55
	SANDER CHRISTOPH[151]	00:32:26	63
9	CANADA 		169
	CHILDS CLIFFORD[30]	00:30:40	32
	BRETT ALLAN[29]	00:30:50	40

Pos	Team		Points
	HAIGHT DYLAN[31]	00:31:02	48
	JANIKOWSKI PAUL[33]	00:31:05	49
	WALTERS MATTHEW[34]	00:31:31	58
	HENDRIKX AARON[32]	00:31:39	60
10	GREAT BRITAIN 		183
	HARRELL ASHLEY JAMES[143]	DNF	
	FLEMING NIALL JAMES MICHAEL[141]	00:30:43	34
	GRACE JOSHUA GEORGE[147]	00:30:56	44
	GRIFFITHS DEWI RHYS[146]	00:30:58	46
	GOODWIN JACK CHESTER[148]	00:31:36	59
	ANDERSON THOMAS JEFFREY[144]	00:32:00	61
11	SAUDI ARABIA 		252
	ALAMRI TARIQ AHMED S[163]	DNF	
	BURHAN AHMED MOHAMMED[162]	00:31:06	51
	BALHARTH OAIDHAH ALI[164]	00:35:34	66
	ALOSAIMI AHMED MOHAMMED A[166]	00:37:04	67
	SAHLI IBRAHIM ALI A[161]	00:37:04	68
	ALMUTAIRI NAIF ALI A[165]	00:38:22	69





RESULTS:Cross Country - WOMEN

AZS Łódź











Pos.	Bib	Competitor	Country	Time	Diff.	Laps		
1	88	BOBOCEL ANCUTA	 ROU	00:15:48		0:04:58 / 2	0:10:24 / 2	0:15:48 / 2
2	160	ROCHA CARLA SALOME	 POR	00:15:54	+00:00:06	0:05:00 / 4	0:10:28 / 4	0:15:54 / 3
3	87	BIRCA ROXANA	 ROU	00:15:56	+00:00:08	0:04:59 / 3	0:10:24 / 3	0:15:56 / 4
4	145	STEWART EMILY ROSE	 GBR	00:16:05	+00:00:17	0:05:03 / 7	0:10:33 / 5	0:16:05 / 5
5	3	BETTICHE AMINA	 ALG	00:16:08	+00:00:20	0:05:00 / 5	0:10:33 / 6	0:16:08 / 6
6	125	IKEDA MUTSUMI	 JPN	00:16:10	+00:00:22	0:05:01 / 6	0:10:35 / 7	0:16:10 / 7
7	124	SUZUKI AYUKO	 JPN	00:16:15	+00:00:27	0:05:08 / 11	0:10:39 / 8	0:16:15 / 8
8	126	TAMURA TOSHIKA	 JPN	00:16:19	+00:00:31	0:05:06 / 10	0:10:44 / 10	0:16:19 / 9
9	27	JEWETT TAMARA	 CAN	00:16:24	+00:00:36	0:05:06 / 9	0:10:41 / 9	0:16:24 / 10
10	128	TAKAKI AYAME	 JPN	00:16:25	+00:00:37	0:05:09 / 14	0:10:45 / 12	0:16:25 / 11
11	100	KOWALSKA KATARZYNA	 POL	00:16:33	+00:00:45	0:05:06 / 8	0:10:45 / 11	0:16:33 / 12
12	117	JIN LINGLING	 CHN	00:16:38	+00:00:50	0:05:12 / 17	0:10:53 / 13	0:16:38 / 13
13	173	LUGUEROS DIAZ NURIA	 ESP	00:16:39	+00:00:51	0:05:14 / 25	0:10:58 / 21	0:16:39 / 14
14	92	BEHNKE ANTONINA	 POL	00:16:43	+00:00:55	0:05:12 / 16	0:10:57 / 19	0:16:43 / 15
15	28	THOMPSON CARISE	 CAN	00:16:43	+00:00:55	0:05:15 / 30	0:11:04 / 27	0:16:43 / 16
16	127	KURUSU AZUSA	 JPN	00:16:44	+00:00:56	0:05:14 / 20	0:10:53 / 14	0:16:44 / 17
17	175	PEREIRA DA PONTE SOLANGE ANDREIA	 ESP	00:16:45	+00:00:57	0:05:09 / 13	0:10:57 / 18	0:16:45 / 18




Pos.	Bib	Competitor	Country	Time	Diff.	Laps		
18	12	GERAGHTY	 AUS	00:16:46	+00:00:58	0:05:18 / 34	0:11:02 / 25	0:16:46 / 19
19	89	DANCI	 ROU	00:16:49	+00:01:01	0:05:08 / 12	0:10:55 / 15	0:16:49 / 20
20	101	LISOWSKA	 POL	00:16:51	+00:01:03	0:05:13 / 19	0:11:02 / 24	0:16:51 / 21
21	104	LIZIWE	 RSA	00:16:53	+00:01:05	0:05:10 / 15	0:10:56 / 17	0:16:53 / 22
22	25	CORMIER	 CAN	00:16:53	+00:01:05	0:05:17 / 32	0:11:03 / 26	0:16:53 / 23
23	140	CURRAN	 GBR	00:16:54	+00:01:06	0:05:16 / 31	0:11:02 / 23	0:16:54 / 24
24	177	FUERHOLZ	 SUI	00:16:55	+00:01:07	0:05:24 / 45	0:11:11 / 29	0:16:55 / 25
25	186	BATRAK	 UKR	00:16:57	+00:01:09	0:05:15 / 26	0:10:57 / 20	0:16:57 / 26
26	178	FLUECK	 SUI	00:17:00	+00:01:12	0:05:12 / 18	0:11:00 / 22	0:17:00 / 27
27	172	URBINA GOMEZ	 ESP	00:17:10	+00:01:22	0:05:14 / 22	0:11:10 / 28	0:17:10 / 28
28	136	CLAEYSSSENS	 FRA	00:17:13	+00:01:25	0:05:19 / 35	0:11:13 / 31	0:17:13 / 29
29	11	SLOAN	 AUS	00:17:15	+00:01:27	0:05:20 / 38	0:11:18 / 37	0:17:15 / 30
30	93	KOPCIEWSKA	 POL	00:17:17	+00:01:29	0:05:14 / 21	0:11:12 / 30	0:17:17 / 31
31	171	PEREZ GARCIA	 ESP	00:17:19	+00:01:31	0:05:25 / 48	0:11:24 / 38	0:17:19 / 32
32	129	MYLENE	 FRA	00:17:20	+00:01:32	0:05:15 / 29	0:11:15 / 33	0:17:20 / 33
33	90	FRUMUZ	 ROU	00:17:21	+00:01:33	0:05:14 / 23	0:11:17 / 35	0:17:21 / 34
34	2	ALMANI	 ALG	00:17:22	+00:01:34	0:05:22 / 40	0:11:26 / 42	0:17:22 / 35
35	131	PLUMECOCQ	 FRA	00:17:23	+00:01:35	0:05:14 / 24	0:11:16 / 34	0:17:23 / 36
36	194	CARVALHO	 POR	00:17:24	+00:01:36	0:05:25 / 46	0:11:27 / 44	0:17:24 / 37
37	99	TRZASKALSKA	 POL	00:17:24	+00:01:36	0:05:15 / 27	0:11:14 / 32	0:17:24 / 38

Pos.	Bib	Competitor	Country	Time	Diff.	Laps		
38	157	GONCALVES	 POR	00:17:25	+00:01:37	0:05:24 / 44	0:11:26 / 39	0:17:25 / 39
39	5	HALLOUZ	 ALG	00:17:26	+00:01:38	0:05:25 / 47	0:11:26 / 41	0:17:26 / 40
40	13	O'KANE	 AUS	00:17:28	+00:01:40	0:05:27 / 51	0:11:32 / 48	0:17:28 / 41
41	26	FROST	 CAN	00:17:29	+00:01:41	0:05:18 / 33	0:11:18 / 36	0:17:29 / 42
42	137	CHEVILLARD	 FRA	00:17:32	+00:01:44	0:05:20 / 37	0:11:26 / 40	0:17:32 / 43
43	108	MKHIZE	 RSA	00:17:33	+00:01:45	0:05:23 / 42	0:11:27 / 45	0:17:33 / 44
44	158	FERREIRA	 POR	00:17:34	+00:01:46	0:05:23 / 43	0:11:27 / 43	0:17:34 / 45
45	134	LEONJOU	 FRA	00:17:37	+00:01:49	0:05:19 / 36	0:11:29 / 47	0:17:37 / 46
46	14	BEECH	 AUS	00:17:41	+00:01:53	0:05:26 / 49	0:11:28 / 46	0:17:41 / 47
47	184	MIGEL	 UKR	00:17:42	+00:01:54	0:05:15 / 28	0:10:55 / 16	0:17:42 / 48
48	118	FU	 CHN	00:17:50	+00:02:02	0:05:34 / 57	0:11:38 / 49	0:17:50 / 49
49	150	LEUTNER	 AUT	00:17:56	+00:02:08	0:05:32 / 55	0:11:45 / 52	0:17:56 / 50
50	116	LI	 CHN	00:18:02	+00:02:14	0:05:34 / 56	0:11:52 / 54	0:18:02 / 51
51	103	BALOYI	 RSA	00:18:03	+00:02:15	0:05:32 / 53	0:11:44 / 50	0:18:03 / 52
52	114	ZHANG	 CHN	00:18:10	+00:02:22	0:05:34 / 58	0:11:52 / 55	0:18:10 / 53
53	24	BAYS	 CAN	00:18:12	+00:02:24	0:05:26 / 50	0:11:44 / 51	0:18:12 / 54
54	183	SHEVCHENKO	 UKR	00:18:20	+00:02:32	0:05:31 / 52	0:11:56 / 57	0:18:20 / 55
55	23	KREUNDL	 AUT	00:18:22	+00:02:34	0:05:42 / 60	0:12:09 / 59	0:18:22 / 56
56	142	SMALL	 GBR	00:18:24	+00:02:36	0:05:21 / 39	0:11:50 / 53	0:18:24 / 57
57	10	AIT ATMANE	 ALG	00:18:31	+00:02:43	0:05:23 / 41	0:11:54 / 56	0:18:31 / 58

Pos.	Bib	Competitor	Country	Time	Diff.	Laps		
58	9	BAYOU	 ALG	00:19:01	+00:03:13	0:05:32 / 54	0:12:09 / 58	0:19:01 / 59
59	115	TANG	 CHN	00:19:06	+00:03:18	0:05:53 / 61	0:12:34 / 61	0:19:06 / 60
60	107	RAVHANDALALA	 RSA	00:19:28	+00:03:40	0:05:39 / 59	0:12:28 / 60	0:19:28 / 61
	111	USLU	 TUR	DNF				

WOMEN'S TEAM RESULTS

Pos	Team		Points
1	JAPAN 		21
	IKEDA MUTSUMI[125]	00:16:10	6
	SUZUKI AYUKO[124]	00:16:15	7
	TAMURA TOSHIKA[126]	00:16:19	8
	TAKAKI AYAME[128]	00:16:25	10
	KURUSU AZUSA[127]	00:16:44	16
2	ROMANIA 		23
	BOBOCEL ANCUȚA[88]	00:15:48	1
	BIRCA ROXANA[87]	00:15:56	3
	DANCI LILIANA[89]	00:16:49	19
	FRUMUZ CRISTIANA[90]	00:17:21	33
3	POLAND 		45
	KOWALSKA KATARZYNA[100]	00:16:33	11
	BEHNKE ANTONINA[92]	00:16:43	14
	LISOWSKA ALEKSANDRA[101]	00:16:51	20
	KOPCIEWSKA PAULA[93]	00:17:17	30
	TRZASKALSKA IZABELA[99]	00:17:24	37
4	CANADA 		46
	JEWETT TAMARA[27]	00:16:24	9
	THOMPSON CARISE[28]	00:16:43	15
	CORMIER CATHERINE[25]	00:16:53	22
	FROST LYDIA[26]	00:17:29	41
	BAYS JENNIFER[24]	00:18:12	53
5	SPAIN 		57
	LUGUEROS DIAZ NURIA[173]	00:16:39	13
	PEREIRA DA PONTE SOLANGE ANDREIA[175]	00:16:45	17
	URBINA GOMEZ TERESA[172]	00:17:10	27
	PEREZ GARCIA LUCIA[171]	00:17:19	31
6	PORTUGAL 		76
	ROCHA CARLA SALOME[160]	00:15:54	2
	CARVALHO SARA[194]	00:17:24	36
	GONCALVES ANA CATARINA[157]	00:17:25	38
	FERREIRA BARBARA[158]	00:17:34	44
7	ALGERIA 		78
	BETTICHE AMINA[3]	00:16:08	5
	ALMANI IMENE[2]	00:17:22	34
	HALLOUZ ASMA[5]	00:17:26	39
	AIT ATMANE SIHEM[10]	00:18:31	57
	BAYOU MALHA[9]	00:19:01	58
8	GREAT BRITAIN 		83
	STEWART EMILY ROSE[145]	00:16:05	4
	CURRAN ELSPETH ALIN[140]	00:16:54	23
	SMALL LOUISE[142]	00:18:24	56
9	AUSTRALIA 		87
	GERAGHTY CLARE[12]	00:16:46	18
	SLOAN APRIL[11]	00:17:15	29
	O'KANE ELLE[13]	00:17:28	40
	BEECH GEORGINA[14]	00:17:41	46
10	FRANCE 		95
	CLAEYSSSENS NOEMIE[136]	00:17:13	28
	MYLENE CORRADI[129]	00:17:20	32
	PLUMECOCQ LEA[131]	00:17:23	35

Pos	Team		Points
	CHEVILLARD CECILE[137] LEONJOU ANNE[134]	00:17:32 00:17:37	42 45
11	CHINA		110
	JIN LINGLING[117] FU AOSHUANG[118] LI YANAN[116] ZHANG XIN[114] TANG YINLI[115]	00:16:38 00:17:50 00:18:02 00:18:10 00:19:06	12 48 50 52 59
12	SOUTH AFRICA		115
	LIZIWE MABONA[104] MKHIZE HAPPINESS SPHESIHLE[108] BALOYI THEMBI[103] RAVHANDALALA THITSHAAMBA[107]	00:16:53 00:17:33 00:18:03 00:19:28	21 43 51 60
13	UKRAIN		126
	BATRAK NATALIYA[186] MIGEL ANNA[184] SHEVCHENKO GANNA[183]	00:16:57 00:17:42 00:18:20	25 47 54